



# The Parents' Guide to Google Classroom



# Getting Started



Pupils must use their C2k email address and password to access Google Classroom

For example, ouser123@c2ken.net

# Getting Started



1

Click on the Google Chrome browser icon.

# Getting Started

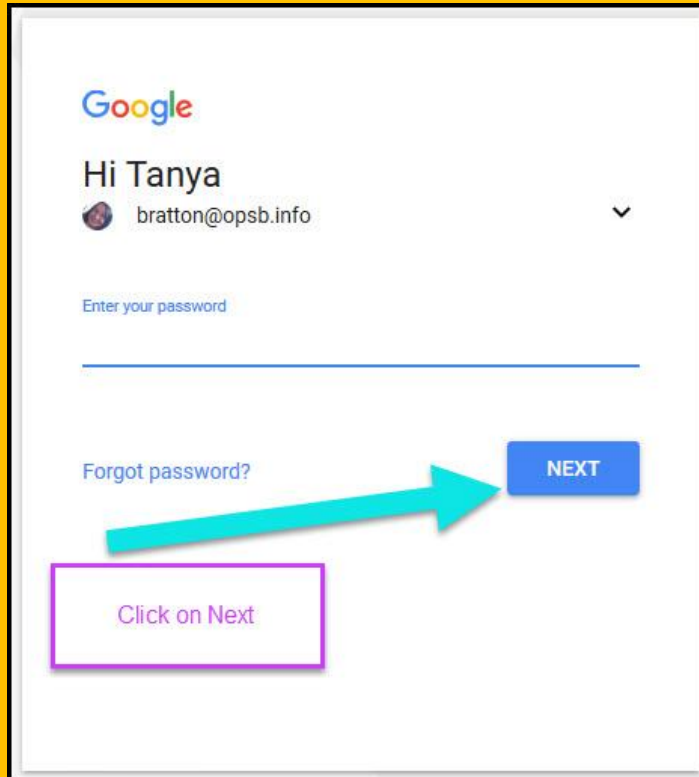
Type [www.classroom.google.com](http://www.classroom.google.com)

into your web  
address bar.



2

# Getting Started



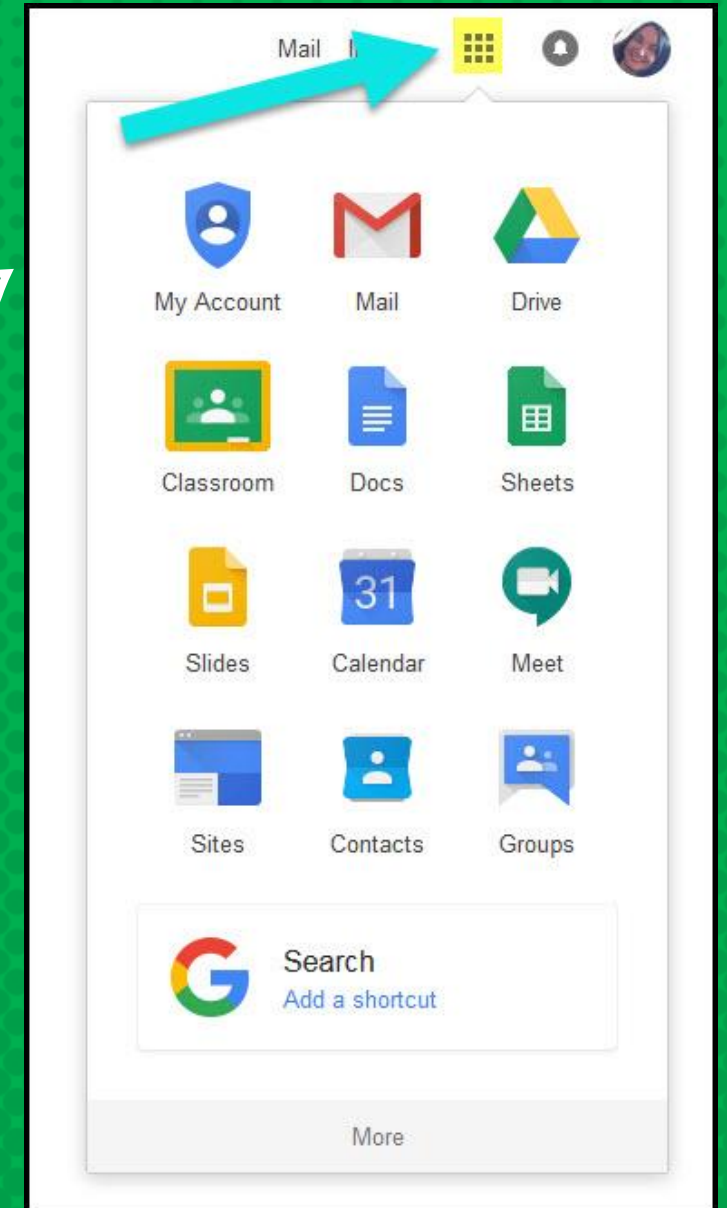
A screenshot of a Google login interface. At the top is the Google logo. Below it, the text "Hi Tanya" is displayed next to a profile picture and the email address "bratton@opsb.info". A dropdown arrow is to the right. Below this is a password field with the placeholder text "Enter your password". To the left of the password field is a link that says "Forgot password?". To the right of the password field is a blue button labeled "NEXT". A large cyan arrow points from a purple-bordered box containing the text "Click on Next" to the "NEXT" button.

3

Type in your child's  
**C2k Email address**  
and **Password**

# GOOGLE SUITE

Click on the 9 squares  
(Waffle/Rubik's Cube) icon in the  
top right hand corner to  
access Google Classroom



# GOOGLE ICONS TO RECOGNIZE:



CHROME



DOCS




DRIVE



SLIDES



SHEETS



FORMS



CALENDAR



GMAIL



PHOTOS



MAPS



KEEP



CLASSROOM



MEET



HANGOUTS



SITES



CONTACTS



CLOUD



CLOUD SEARCH



YOUTUBE




NEWS



VAULT



MY ACCOUNT

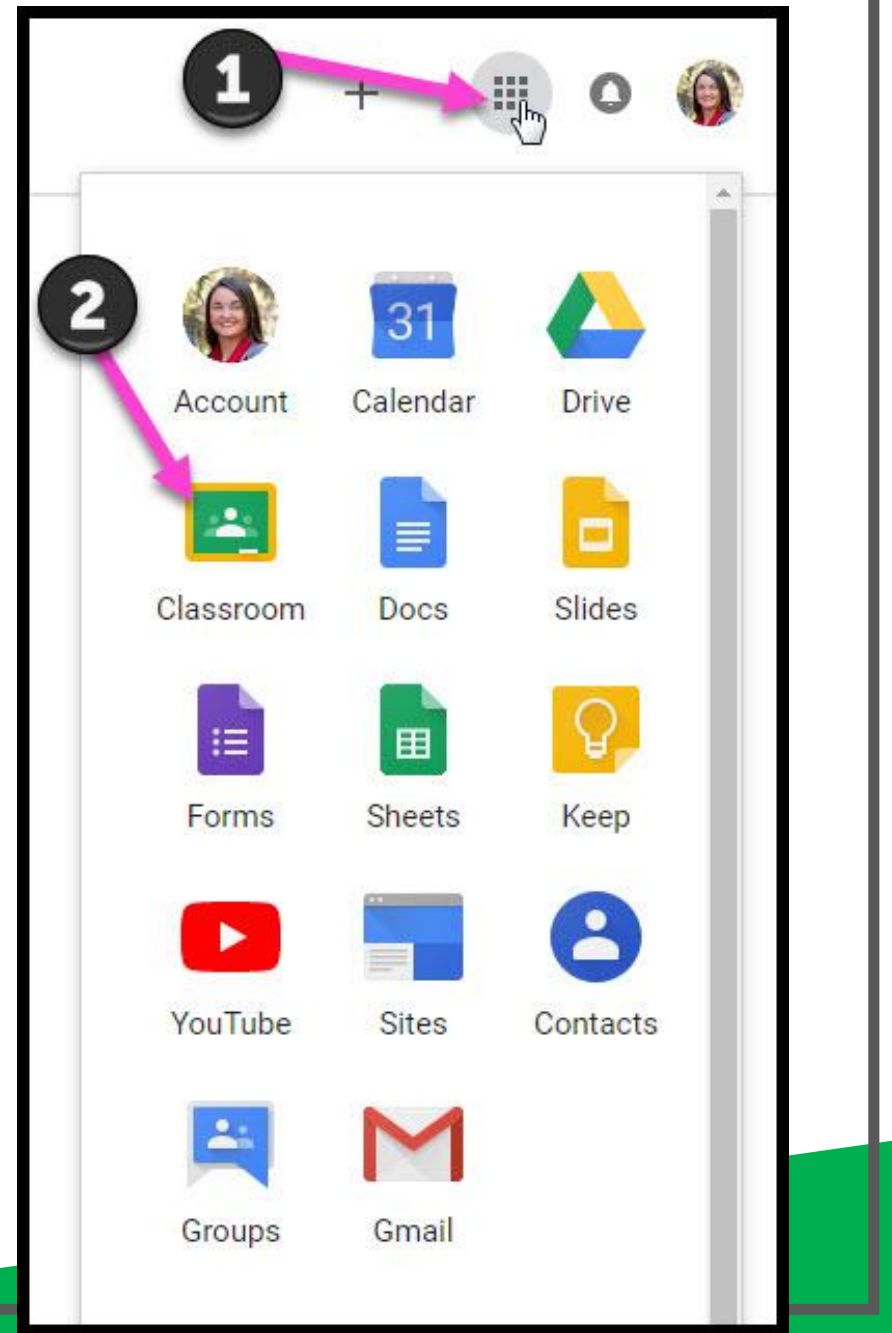


GROUPS

# Navigating Classroom

1

Click on the waffle button and then the Google Classroom icon.

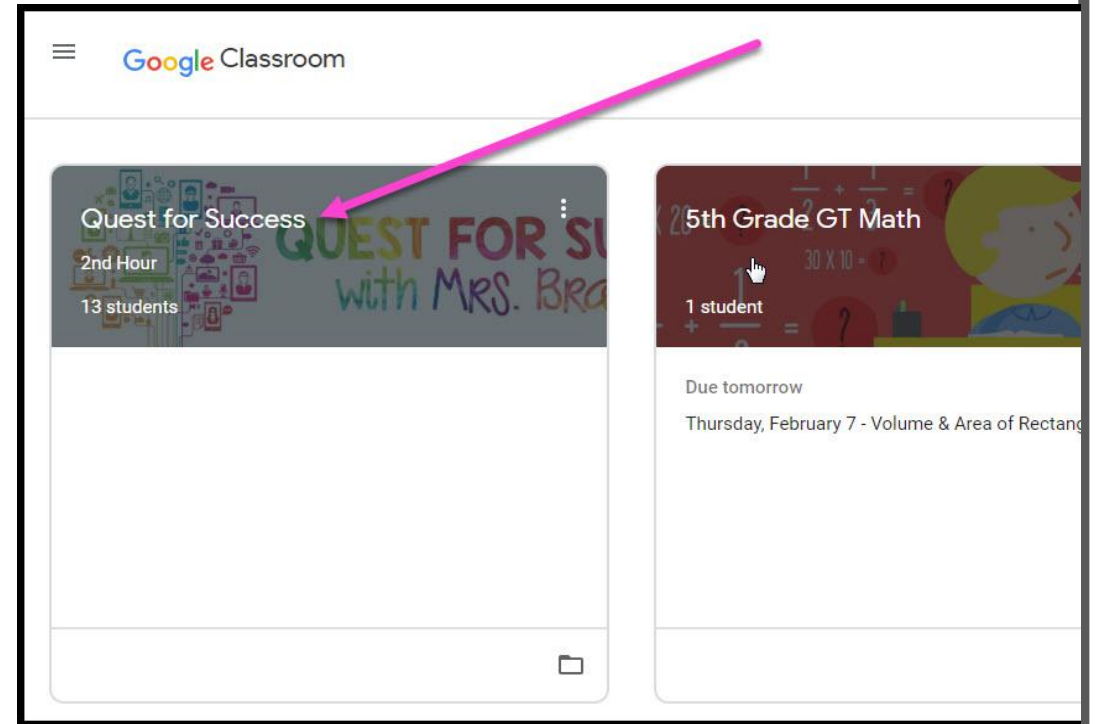




# Navigating Classroom

2

Click on the class you wish to view.

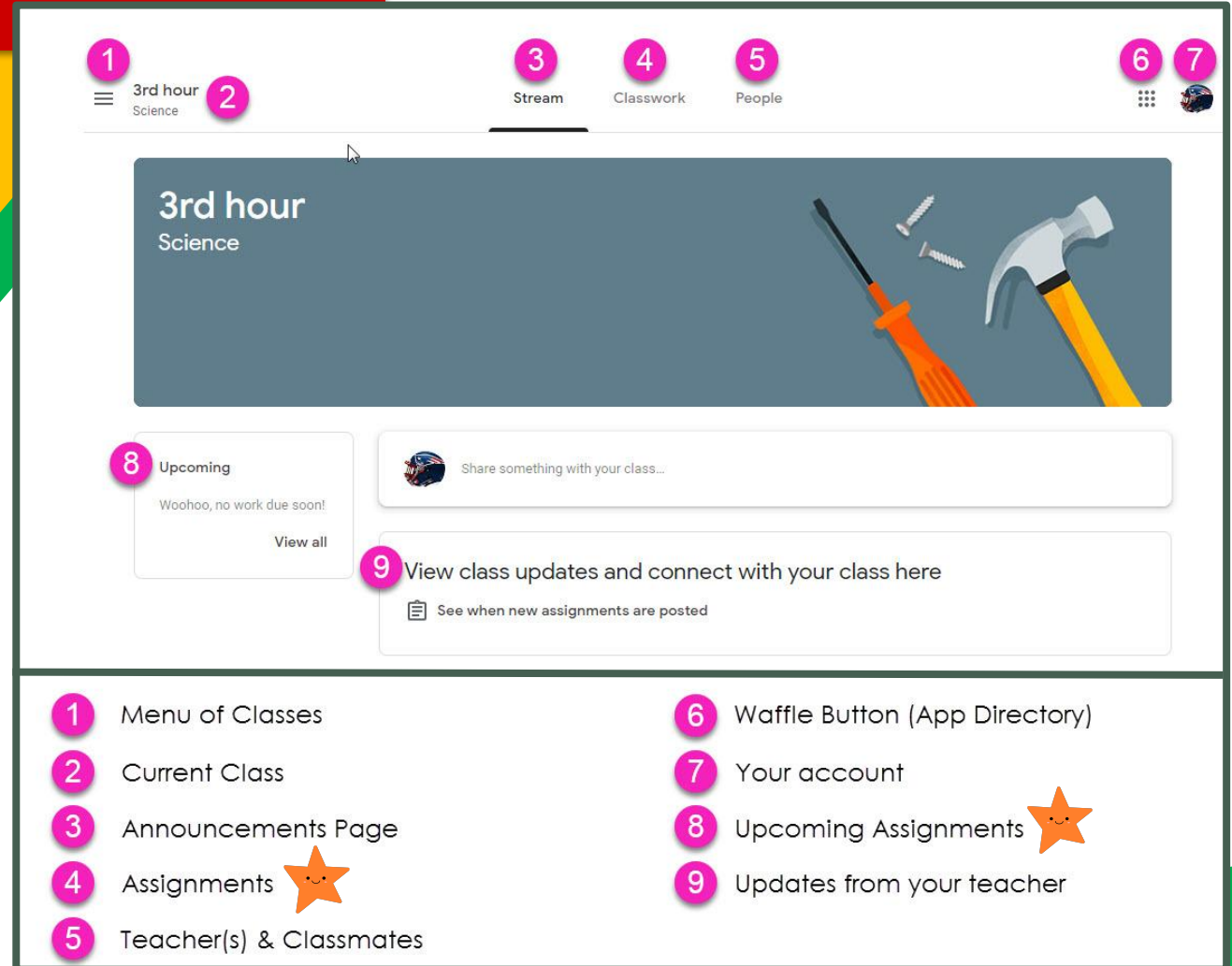


# Navigating Classroom



 = High Interest for Parents

3

Page tools  
(Left side)



The screenshot shows the Classroom app interface for a class named "3rd hour Science". The interface includes a top navigation bar with tabs for Stream, Classwork, and People. A left sidebar contains a menu of classes. The main content area displays the class name, a cover image of tools, and a section for upcoming assignments. A bottom section shows class updates and a share button. Numbered callouts 1-9 point to specific UI elements: 1. Menu of Classes, 2. Current Class, 3. Announcements Page, 4. Assignments (marked with a star icon), 5. Teacher(s) & Classmates, 6. Waffle Button (App Directory), 7. Your account, 8. Upcoming Assignments (marked with a star icon), and 9. Updates from your teacher.

- 1 Menu of Classes
- 2 Current Class
- 3 Announcements Page
- 4 Assignments 
- 5 Teacher(s) & Classmates
- 6 Waffle Button (App Directory)
- 7 Your account
- 8 Upcoming Assignments 
- 9 Updates from your teacher

# Navigating Classroom

4

Assignment  
details

The screenshot shows the Classroom interface with the following elements and callouts:

- 1** Classwork Tab
- 2** View your work
- 3** Google Calendar
- 4** Class Drive folder
- 5** All topics
- 6** Benchmark Tests
- 7** For the Week of September 2 - 6
- 8** Due Today
- 9** Assigned
- 10** Attached files/links
- 11** View Assignment

The interface displays the 'Classwork' tab with a sidebar on the left containing 'All topics', 'Benchmark Tests', 'Daily Lesson Files', 'Assessments', 'Back to School', and 'Resources'. The main content area shows 'Benchmark Tests' with a 'STAR Math Benchmark Test - BOY' due Sep 3, and 'Daily Lesson Files' with a selection for 'For the Week of September 2 - 6' due today. Below this, a list of daily lessons is shown: Monday - NO SCHOOL (Labor Day), Tuesday - Multistep Equations (Also STAR Math Benchmark), Wednesday - Variables on Both Sides, Thursday - Infinite & No Solution Equations, and Friday - Algebraic Proportions. Each day has an attached PDF file. The bottom of the interface shows a 'View Assignment' button.

1 Classwork Tab

2 See your Grades

3 See Due Dates

4 View your files

5 Topics available

6 Topic Headings

7 Assignment Title

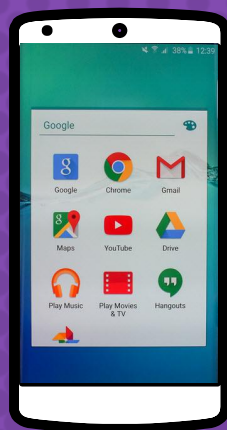
8 Assignment Due Date

9 Assignment Status

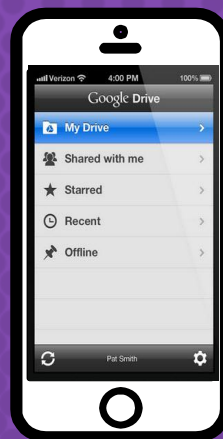
10 Attached files/links

11 Click to view  
assignment

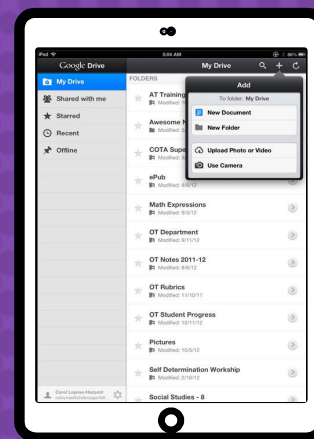
# ACCESS ANYWHERE



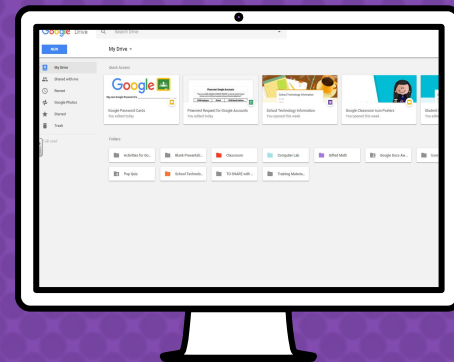
**ANDROID**



**IPHONE**



**TABLET**



**DESKTOP**



# GOOGLE APPS

---

allow you to edit Google  
assignments from  
any device that is connected  
to the internet!



Download on the  
App Store



GET IT ON  
Google Play